

Rights Challenge Badge



**Comisiynydd
Plant Cymru**

Children's
Commissioner
for **Wales**



In partnership with

About the Scouts Cymru Rights Challenge Badge

The Rights Challenge Badge has been created for you, so you can learn about children's rights and the role of the Children's Commissioner for Wales.

This resource has been designed for workers to facilitate age-appropriate activities. By the end of these activities all ages will:

1 Know your rights

Know all about children's rights.

All the rights you have are written on a big list called the United Nations Convention on the Rights of the Child (UNCRC).

See [here](#) for a copy.

2 Know your Children's Commissioner for Wales

Know about the Children's Commissioner for Wales and know where you could find more information about your rights.

See [here](#) for more information.



3 Earn a badge

Be able to complete a challenge to get your badge.



02

About the ScoutsCymru Rights Challenge Badge

04

Key vocabulary

05

What you need

06

Squirrells activities

09

Beavers activities

13

Cubs activities

17

Scout activities

21

Explorer activities

25

What's next

26

Appendix

27

Contact details



Key vocabulary

UNCRC


United Nations Convention on the Rights of the Child (UNCRC): the international document that lays out children's rights.

Rights

Things you need to grow up happy, healthy and safe. These are sometimes called articles.

CCFW

Children's Commissioner for Wales: "An adult in Wales whose job is to help all children in Wales be happy, healthy and safe"



What you need

There are four activities and we have included some templates for those. We have a rights poster that you can download or contact us and we'll send you a copy.

The activities encourage the group to be as creative as possible about how to complete the activities. You could use:



Paper



Scissors



Pens



Coloured Pencils




Pencils



Device and internet



Tape



Handouts



Crayons



To meet the aims outlined in the introduction we have some options for you to share with the Squirrels, you can decide if this is one session or over a few sessions that you have with the group.

Know all about the UNCRC

For this age we explain rights as things that all children need to grow up happy, healthy and safe.

You can use: Our Song – [here](#) – lyrics – [here](#) and share this poster – [here](#)

Preparation

This will take 20 minutes; You will need – handouts, scissors, space

Wants vs Needs

Wants vs Needs – using this [handout](#) : Ask children to explore the difference between wants vs needs using the pictures, they can work in pairs or small groups. They can create two piles on a table top or you can use the space in the room e.g. wants corner vs needs corner and play this as a game by asking children to go the wants vs needs corner e.g. Is this a picture of something children want or need to grow up happy, healthy and safe.

Summary

Summary – remind children that they all have a list of things they need to grow up happy, healthy and safe and this is what is in the long list called the United Nations Convention on the Rights of the Child (UNCRC).



**Comisiynydd
Plant Cymru**
Children's
Commissioner
for Wales

Know about the Children's Commissioner for Wales:

Preparation

This will take 20 minutes; You will need – paper, pens, crayons.

Commissioner

You can explain that in Wales we have a person called a Children's Commissioner and it is their job to stand up for children and young people, to help make sure they get their rights – the things they need to grow up happy, healthy and safe. You can see a picture of them [here](#), you can find out about them [here](#), this includes a short video – [here](#) .

Summary

After watching this ask the group what they learnt?



Complete the challenge to get a badge

Preparation


This will take 20 minutes; You will need – paper, pens, crayons.

Main activity

In order to get a badge, the Squirrels must draw a picture of what or who helps them keep happy, healthy and safe.

Summary

After doing this task this ask the group what they learnt?



**Comisiynydd
Plant Cymru**
Children's
Commissioner
for Wales

To meet the aims outlined in the introduction we have some options for you to share with the Beavers. You can decide if this is one session or over a few sessions that you have with the group.

Know all about the UNCRC

For this age we explain rights as things that all children need to grow up happy, healthy and safe.

You can use: Our Song – [here](#) – lyrics – [here](#) and share this poster – [here](#)

Preparation

This will take 20 minutes; You will need – handouts, scissors, space

Wants vs Needs

Wants vs Needs – using this [handout](#) : Ask children to explore the difference between wants vs needs using the pictures, they can work in pairs or small groups. They can create two piles on a table top or you can use the space in the room e.g. wants corner vs needs corner and play this as a game by asking children to go the wants vs needs corner e.g. Is this a picture of something children want or need to grow up happy, healthy and safe.

Additional activity

This will take 15 minutes; You will need –space using three pieces of A4 make three matts – Yes, No and Maybe.

Place the matts in different areas of the room. Explain to the Beavers you are going to ask them some questions and they can stand by the one that reflects their answers. Use the poster to link to articles.

Yes

No

Maybe

PTO

Know all about the UNCRC

Questions

1. Children rights is for children aged 3 – 18. (No – remind pupils that ALL children aged 0 -18 have children's rights – Article 1).
2. Adults should do what's best for children (Yes – this links to Article 3)
3. Children have the right to eat chocolate every day (No – they have a right to be as healthy as possible – Article 24)
4. Children have the right to be kept safe (Yes – links to Article 19)
5. All children have the right to meet with friends and join clubs – like this one! (Yes – links to Article 15)
6. Children have a right to a mobile phone (No – whilst it may help keep them safe, this list is for ALL children in the world and was written in 1989 – there is not a right to have a mobile phone)

Summary

Remind children that they all have a list of things they need to grow up happy, healthy and safe and this is what is in the long list called the United Nations Convention on the Rights of the Child (UNCRC).



**Comisiynydd
Plant Cymru**
Children's
Commissioner
for Wales

Know about the Children's Commissioner for Wales:

Preparation

This will take 20 minutes; You will need – access to internet or a poster of rights.

Commissioner

You can explain that in Wales we have a person called a Children's Commissioner and it is their job to stand up for children and young people, to help make sure they get their rights. You can see a picture of them [here](#), you can find out about them [here](#), this includes a short video – [here](#) . After watching this ask the group what they learnt?

You can share [this video](#) as a summary of the UNCRC and CCFW (we think up to 3mins 10sec – but you can show the whole thing if you want?)

Summary

After watching this ask the group what they learnt?



Complete the challenge to get a badge

Preparation

Activity i) will take 20 minutes; You will need – paper, pens, crayons.

Activity ii) Will take 20 minutes; You will need – access to the internet.

Activity

i) Draw a picture of what or who helps them keep happy, healthy and safe.

ii) Take part in one of our Monthly Matters - This will take 20 minutes; You will need – access to the internet.

<https://www.childcomwales.org.uk/resources/monthly-matters/>

Summary

After doing this task this ask the group what they learnt?



**Comisiynydd
Plant Cymru**
Children's
Commissioner
for Wales

To meet the aims outlined in the introduction we have some options for you to share with the Cubs. You can decide if this is one session or over a few sessions that you have with the group.

Know all about the UNCRC

For this age we can develop on the language of rights as things that all children need to grow up happy, healthy and safe, to the concept of rights as things you should have and need.

Preparation

This will take 20 minutes; You will need – A4 paper, pens and copies of the poster of rights or the symbols pack (see appendix)

Body of Rights

- i) Draw an outline of a gingerbread person on A4 paper
- ii) Think of 5 things that children need to grow up to be happy, healthy and safe – these are rights!
- iii) Write them inside the person or use this as an opportunity to use arts and crafts materials e.g. newspaper/magazines to find words/pictures to symbolize what children need to grow up to be happy, healthy and safe.
- iv) Get a copy of the [“Know Your Rights” poster](#) or the [Symbols Pack](#)
- v) Look to see if the articles (rights) match with the five things you have written down
- vi) Write down any other rights that you think are important to grow up “happy, healthy and safe”
- vii) You can add names of people on the outside of the person who help you get your rights e.g. parents, teachers, police etc.

Give an opportunity for the group to share their drawings and rights and remind them the Children’s Commissioner can be added to the names of people who help get their rights.

PTO

Know all about the UNCRC

Additional activity

Preparation - This will take 20 minutes; You will need three pieces of A4 make three matts – Yes/ No and Maybe and place them in different areas of the room.

Questions

Explain to the Cubs that you are going to ask them some questions and they can stand by the one that reflects their answers. Use the poster as a reminder.

1. Do you feel listened to by adults? (Link to Article 12) – if not who does listen to you?
2. Do you get to relax and play? (Article 31) – If no what stops you?
3. Do you think children should eat McDonalds every day? No (Article 24 and 3 – adults must do what is best for you and you have a right to be healthy)
4. Do you think all children in Wales get their rights? If not who may not?

Summary

Remind children that they all have rights and this list of rights – called articles list all the things they need to grow up happy, healthy and safe. This long list is called the UNCRC. tinyurl.com/CCFWPDFposter

Yes

No

Maybe



Comisiynydd
Plant Cymru
Children's
Commissioner
for Wales

Know about the Children's Commissioner for Wales:

Preparation

This will take 20 minutes; You will need – access to internet or a poster of rights.

Commissioner

You can explain that in Wales we have a person called a Children's Commissioner and it is their job to stand up for children and young people, to help make sure they get their rights. You can see a picture of them [here](#), you can find out about them [here](#), this includes a short video – [here](#) . After watching this ask the group what they learnt?

You can share this [video](#) as a summary of the UNCRC and CCFW

Summary

After watching this ask the group what they learnt?



Complete the challenge to get a badge

Preparation

Activity i) will take 20 minutes; You will need – paper, pens, crayons.

Activity ii) Will take 40 minutes; You will need – access to the internet.

Activity

i) Complete the main activity and draw some pictures of Body of Rights.

ii) Take part in TWO of our Monthly Matters (each takes 20/30 minutes and you will need access to the internet)

<https://www.childcomwales.org.uk/resources/monthly-matters/>

Summary

After doing this task this ask the group what they learnt?



**Comisiynydd
Plant Cymru**
Children's
Commissioner
for Wales

To meet the aims outlined in the introduction we have some options for you to share with the Scouts. You can decide if this is one session or over a few sessions that you have with the group.

Know all about the UNCRC

Know all about the UNCRC – For young people we use the language of rights. We are all born with Human Rights but children and young people have an extra list of rights called the United Nations Convention on the Rights of the Child – they are for everyone aged 0 – 18 years old.

Preparation

This will take 20 minutes; You will need – A4 paper, pens and copies of the poster of rights or the symbols pack (see appendix)

Body of Rights

- i) Draw an outline of a gingerbread person on A4 paper
- ii) Think of 5 things that children need to grow up to be happy, healthy and safe – these are rights!
- iii) Write them inside the person or use this as an opportunity to use arts and crafts materials e.g. newspaper/magazines to find words/pictures to symbolize what children need to grow up to be happy, healthy and safe
- iv) Get a copy of the [“Know Your Rights” poster](#) or the [Symbols Pack](#)
- v) Look to see if the articles (rights) match with the five things you have written down
- vi) Write down any other rights that you think are important to grow up “happy, healthy and safe”
- vii) You can add names of people on the outside of the person who help you get your rights e.g. parents, teachers, police etc.

Give an opportunity for the group to share their drawings and rights and remind them the Children’s Commissioner can be added to the names of people who help get their rights.

PTO

Know all about the UNCRC

Additional activity

Stepping Out - <https://www.childcomwales.org.uk/wp-content/uploads/2022/05/Stepping-Out-Bilingual.pdf>

This will take 20 minutes; You will need handout above and scissors

Summary

Remind children that they all have rights and this list of rights – called articles list all the things they need to grow up happy, healthy and safe.

This long list is called the UNCRC. tinyurl.com/CCFWPDFposter



**Comisiynydd
Plant Cymru**
Children's
Commissioner
for Wales

Know about the Children's Commissioner for Wales:

Preparation

This will take 20 minutes; You will need – access to internet or a poster of rights.

Commissioner

You can explain that in Wales we have a person called a Children's Commissioner and it is their job to stand up for children and young people, to help make sure they get their rights. You can see a picture of them [here](#), you can find out about them [here](#), this includes a short video – [here](#) . After watching this ask the group what they learnt?

You can share this [video](#) as a summary of the UNCRC and CCFW

Summary

After watching this ask the group what they learnt?



**Comisiynydd
Plant Cymru**
Children's
Commissioner
for Wales

Complete the challenge to get a badge

Preparation

Activity i) will take 20 minutes; You will need – paper, pens, crayons.

Activity ii) Will take 60 minutes; You will need – access to the internet.

Activity

In order to get a badge, the Scouts must do four things:

- i) Complete the main activity and draw some pictures of Body of Rights.
- ii) Take part in THREE of our Monthly Matters - (each takes 20/30 minutes and you will need access to the internet)

<https://www.childcomwales.org.uk/resources/monthly-matters/>

Summary

After doing this task this ask the group what they learnt?



**Comisiynydd
Plant Cymru**
Children's
Commissioner
for Wales

EXPLORERS

To meet the aims outlined in the introduction we have some options for you to share with the Explorers. You can decide if this is one session or over a few sessions that you have with the group.

Know all about the UNCRC

Know all about the UNCRC – For young people we use the language of rights. We are all born with Human Rights but children and young people have an extra list of rights called the United Nations Convention on the Rights of the Child – they are for everyone aged 0 – 18 years old.

Preparation

This will take 20 minutes; You will need – A4 paper, pens and copies of the poster of rights or the symbols pack (see appendix)

Body of Rights

- i) Draw an outline of a gingerbread person on A4 paper
- ii) Think of 5 things that children need to grow up to be happy, healthy and safe – these are rights!
- iii) Write them inside the person or use this as an opportunity to use arts and crafts materials e.g. newspaper/magazines to find words/pictures to symbolize what children need to grow up to be happy, healthy and safe
- iv) Get a copy of the [“Know Your Rights” poster](#) or the [Symbols Pack](#)
- v) Look to see if the articles (rights) match with the five things you have written down
- vi) Write down any other rights that you think are important to grow up “happy, healthy and safe”
- vii) You can add names of people on the outside of the person who help you get your rights e.g. parents, teachers, police etc.

Give an opportunity for the group to share their drawings and rights and remind them the Children’s Commissioner can be added to the names of people who help get their rights.

PTO

EXPLORERS

Know all about the UNCRC

Additional activity

Stepping Out - <https://www.childcomwales.org.uk/wp-content/uploads/2022/05/Stepping-Out-Bilingual.pdf>

This will take 20 minutes; You will need handout above and scissors

Summary

Remind Explorers that they all have rights and this list of rights – called articles list all the things they need to grow up happy, healthy and safe.

This long list is called the UNCRC. tinyurl.com/CCFWPDFposter



**Comisiynydd
Plant Cymru**
Children's
Commissioner
for Wales

EXPLORERS

Know about the Children's Commissioner for Wales:

Preparation

This will take 20 minutes; You will need – access to internet or a poster of rights.

Wants vs Needs

You can explain that in Wales we have a person called a Children's Commissioner and it is their job to stand up for children and young people, to help make sure they get their rights. You can see a picture of them [here](#), you can find out about them [here](#), this includes a short video – [here](#) . After watching this ask the group what they learnt?

You can share this [video](#) as a summary of the UNCRC and CCFW

Summary

After watching this ask the group what they learnt?



EXPLORERS

Complete the challenge to get a badge

Preparation

Activity i) Explorers will need to visit another group.

Activity ii) Will take 60 minutes; You will need – access to the internet.

Activity

Complete the challenge to get a badge: In order to get a badge the Explorers must do four things:

i) Deliver one of the UNCRC activities to a younger group e.g. Squirrels, Beavers, Cubs or Scouts.

ii) Take part in THREE of our Monthly Matters - (each takes 20/30 minutes and you will need access to the internet)

<https://www.childcomwales.org.uk/resources/monthly-matters/>

Summary

After doing this task this ask the group what they learnt?



**Comisiynydd
Plant Cymru**
Children's
Commissioner
for Wales

What's next

Get the badge

Congratulations to your Group on completing the Rights Challenge!

To receive their well-deserved Rights Challenge Badge, you can order them from the ScoutsCymru by emailing admin@scoutscymru.org.uk

Remember to include the number of badges required for your Group.

Earning the badge is a fantastic way for your members to show their commitment to understanding and upholding children's rights.



Signposting

Leaders can continue to support children and young people to be heard by taking part in Monthly Matters – [see here](#) – group leaders can feed back to these via the online SNAP feedback form.



Appendix

Posters and our song - [here](#)

Books that link to Children's Rights - [here](#)

Posters – [here](#) – includes accessible posters

Symbols pack – [here](#) – you can email us for a pack to send to you to use in activities.

Make a difference resource – A young person's guide to taking action – [here](#)

Scottish activities for scouts – [here](#)

Hwb learning module - [here](#)

Professional learning - [here](#)

If you have any issues with these links, please let us know
post@childcomwales.org.uk

Diolch

Join The Adventure

Ymuno â'r antur



01446 795277



admin@scoutscymru.org.uk



scoutscymru.org.uk

Registered Charity No. 522572



**Comisiynydd
Plant Cymru**
Children's
Commissioner
for Wales