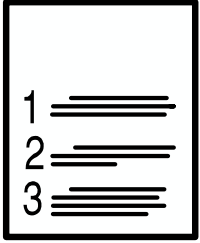



# Summer Special Mission - Haf o Hwyl




Your Special Mission this term is to plan a Haf o Hwyl activity for your school.



Haf o Hwyl means Summer of Fun.



You could run a small activity or a full day of fun. The activity doesn't have to cost a lot of money.




You will need to work with your teacher to think about what works best for your school.



In this mission you will be thinking about lots of different children's rights:




**Article 2** - All children have these rights



**Article 12** - I have the right to be listened to, and taken seriously



**Article 15** - I have the right to meet with friends and join groups



**Article 29** - I have the right to be the best that I can be



**Article 31** - I have the right to relax and play

Before you start planning.

Watch **this video from Sally Holland the Children's Commissioner for Wales** to find out more about Haf o Hwyl.

We have created an activity pack to help you plan your Haf o Hwyl event.

You could work with your School Council on this mission.

There are **3 parts** to this activity pack:


Part 1: Getting Everyone's Ideas

Part 2: Planning

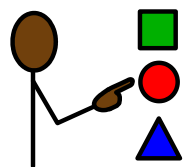
Part 3: Host your Haf o Hwyl Event



## Part 1: Getting Everyone's Ideas



Now that you've watched the video from Sally Holland, you probably have lots of amazing ideas.



Work with your teacher to choose 4 different activities.



Ask each class to have a vote and choose their favourite activity.




We have created a lesson plan for your teachers to use.




# Top choices in our school

Use this sheet to help you keep a tally of the votes from each class.

 Activity	123 Number of votes



## Part 2: Planning



Now you have every classes choice, it's time to work out the top choices and present them to your teacher.



Use the top choices sheet to help you work out which activities everyone voted for.

Here are some ideas for how you can share the top choices:


- Make a Power-point
- 2 Minute idea - this is where you present your ideas in under 2 minutes

Your teacher will be able to help you make sure the activities can happen in school, and help you contact anyone you might need.

Use **our planning sheet** to help you think about the final details.



## Part 3: Host your Haf o Hwyl event




You've done all of the hard work, and planned a really fun event. We hope you enjoy it.

### Remember


Share your pictures on Twitter using **#HafHwyl** so we can see all your fun ideas and activities.




## Extra Activity



Haf o Hwyl Article 31 Book.



We are creating an e-book (a book you can look at on a computer), to share some fun ideas of games and activities you could play over the Summer Holidays



If you want to take part, ask pupils in your school to **fill in the "I like to play" sheet** and send it back to us via email: [post@childcomwales.org.uk](mailto:post@childcomwales.org.uk) or fill in **our online form**.



We will put all your ideas together in one book.

