

Rights Challenge Badge

Scouts/ Guides



Comisiynydd
Plant Cymru
Children's
Commissioner
for Wales

Welcome to the Rights Challenge Badge



My name is Sally and I am the Children's Commissioner for Wales.

The Rights Challenge Badge has been created for you, so you can learn about children's rights and what I do as Children's Commissioner for Wales.

This work book has lots of fun activities for you, at the end of each activity you will be asked to fill in your Activity Sheets.

At the end of the Challenge, you will:

- Know all about children's rights. All the rights you have are written on a big list called the United Nations Convention on the Rights of the Child
- Know about me, the Children's Commissioner for Wales, and my super powers
- Know where you could find more information about your rights
- Be able to tell your family and friends about your rights.

I am looking forward to hearing all about how you and your Troop/ Unit get on with the Rights Challenge Badge.

You can let me know by asking your leader to email post@childrenscommissioner.wales with updates of your activities, or you could get involved with our #RightsHour on Twitter.

If you need any more information about rights, you can look on my website:

www.childrenscommissioner.wales



Contents:

Activity 1: Rights Body

In this activity you will be looking at the United Nations Convention on the Rights of the Child and the things you need to grow up happy, healthy and safe.

Activity 2: Rights in your community

This activity provides a fun way for you to think about your community and the rights you have within it.

Activity 3: Sally and her powers

In this activity you will learn more about Sally Holland the Children's Commissioner for Wales and her powers

Activity 4: Create your own activity

Focussing on either children's rights or Sally Holland create your own activity to share with the rest of your Troop/ Unit


Activity 5: My Rights Challenge Badge

This is a short activity for you to think about what you've learnt



Activity 1: Rights Body

In this activity, you will be thinking about children's rights and the things children and young people need to grow up to be happy, healthy and safe.




You will need:

Rights body activity sheet

Colouring Pens/ Pencils


Know Your Rights Poster or Symbols Pack



How to do it:

1. Draw and decorate a person on your Rights Body activity sheet
2. Think of 5 things that children and young people need to grow up to be happy, healthy and safe. Write or draw these ideas inside your person
3. Get a copy of the "Know Your Rights" poster or the Symbols Pack and see if the things you have thought about are on the poster. If you find any rights that you think are important to grow up happy, healthy and safe add those to the inside of your person
4. Think of people who could help you grow up happy, healthy and safe, write them around your body.


Activity 1: Rights Body Activity Sheet

A large, empty rectangular box with a black border, intended for students to write or draw their responses to the activity.

Activity 2: Rights in your Community

This activity provides a fun way for you to think about your community and the rights you have within in.

You could run this activity with the rest of you Troop/ Unit.



You will need:

Large paper (rolls of paper ideally)

Pens and Pencils

Know Your Rights poster/ Symbols Cards

Post it notes (can also use paper and sticky tape)




How to do it:

1. Get a large piece of paper and some pens. Draw a map of your local community; put your Troop/ Unit's meeting point at the centre of the map. Get as creative as you like while creating your maps. Make sure you take time to label different places in your community that are important to you.
2. Using post it notes and the Know Your Rights poster start to link up places in your community with your rights, for example, you could start with your Troop/ Unit's meeting place and Article 15 – the right to meet with friends and join groups.
3. For the last part of this activity, you need to think about anywhere in your community where your rights aren't supported. You could also think about what could change. You can do this on your own or with the rest of your Unit/ Troop. Your leader will have a help sheet if you want to contact services in your local community with ideas for change.

Activity 3: Sally Holland and her Powers

In this activity, you will learn more about Sally Holland, the Children's Commissioner for Wales and what she does.




You will need:

Paper

Pens/ Pencils

Information on Sally Holland the Children's Commissioner for Wales



How to do it:

1. Read the information about Sally Holland, the Children's Commissioner for Wales.
2. Create your own poster about Sally Holland and her role to share with your Troop/ Unit. Make sure you include information about the Commissioner's Investigation and Advice service.

Sally Holland and her Super Powers Information Sheet

Sally Holland is the Children's Commissioner for Wales.

Her job is to make sure that all children in Wales get the things they need to grow up happy, healthy and safe.

Sally has 5 Super Powers. She:



Listens to children and young people in Wales



Supports children and young people to learn about their rights



Gives advice to children who aren't getting their rights.



Makes sure the government respects children's rights



Speaks up for children and young people in Wales on important issues

The Children's Commissioner for Wales also has an Investigations and Advice service.

The Investigations and Advice service is free and confidential.

It's there to help and support children and young people who feel like they are being treated unfairly.

Do you need to talk to us?


Phone for free: 0808 801 1000

Email: advice@childrenscommissioner.wales

Open: Monday to Friday (except Bank Holidays) from 9am – 5pm

Activity 4: Create your own activity

In this activity you will be creating your own game or idea focussing on either children's rights or the Children's Commissioner for Wales.




You will need:

Paper

Pens/ Pencils

Know Your Rights poster/ Symbols Cards



How to do it:

1. Think about the activities you have already completed for your Rights Challenge Badge
2. Create a new activity to share with the rest of your Unit/ Troop
3. You can use our website to help you come up with new activities:
www.childrenscommissioner.wales/resources
4. Share your new activity with the rest of your Unit/ Troop!

Activity 5: My Rights Challenge Badge

Once you have completed Activity 1, 2, 3 and 4 fill in this sheet and give it to your pack leader, they will be able to check it for you before you get your badge.

1. Did you know about children's rights before this badge? (circle your answer)

YES

NO

DON'T KNOW

2. Write or draw one children's right you can remember.

3. What is the name of the Children's Commissioner for Wales?

4. Where can you find out more about children's rights?

5. Describe the game you created for activity 4.