

Rights Challenge Badge

Brownies / Cubs



Comisiynydd
Plant Cymru
Children's
Commissioner
for Wales

Welcome to the Rights Challenge Badge



My name is Sally and I am the Children's Commissioner for Wales.

The Rights Challenge Badge has been created for you, so you can learn about children's rights and what I do as Children's Commissioner for Wales.

This work book has lots of fun activities for you, at the end of each activity you will be asked to fill in your Activity Sheets.

At the end of the Challenge, you will:

- Know all about children's rights. All the rights you have are written on a big list called the United Nations Convention on the Rights of the Child
- Know about me, the Children's Commissioner for Wales, and my super powers
- Know where you could find more information about your rights
- Be able to tell your family and friends about your rights.

I am looking forward to hearing all about how you and your Pack/ Unit get on with the Rights Challenge Badge.

You can let me know by asking your leader to email post@childrenscommissioner.wales with updates of your activities, or you could get involved with our #RightsHour on Twitter.

If you need any more information about rights, you can look on my website:

www.childrenscommissioner.wales



Content :

Activity 1: Rights Body

In this activity, you will be looking at children's rights and the things you need to grow up happy, healthy and safe.

Activity 2: Children's Rights

In this activity you will tell someone in your family or a friend outside of Brownies/ Cubs about 3 different children's rights.

Activity 3: Sally Holland and her Super Powers

In this activity you will be learning about Sally Holland the Children's Commissioner for Wales and her 5 Super Powers.

Activity 4: Rights Kite

In this activity, you will create your own "Rights Kite" and try to fly it.


Activity 5: My Rights Challenge Badge

This is a short activity for you to think about what you've learnt.



Activity 1: Rights Body

In this activity, you will be thinking about children's rights and the things you need to grow up happy, healthy and safe.




Things you need:

Rights body activity sheet

Colouring Pens/ Pencils


Know Your Rights Poster or Symbols Pack (you can get these from your pack/ unit leader)



How to do it:


1. Decorate the person on your "Rights Body Activity Sheet".
2. Think of 5 things that children need to grow up to be **happy, healthy and safe**.
3. Write them around your person
4. Get a copy of the "Know Your Rights" poster or the Symbols Pack
5. Look to see if the articles (rights) match with the five things you have written down.
6. Write down any other rights that you think are important to grow up "happy, healthy and safe".

Rights Body Activity Sheet



Activity 2: Children's Rights

In Activity 1, you learnt about children's rights. In this activity, you will pick one person in your family or one of your friends outside of Brownies or Cubs and tell them about children's rights.




Things you need:

Pen or Pencil

Rights Body Activity Sheet

Activity Sheet 2: Children's Rights



How to do it:

1. Look at your Rights Body activity sheet from Activity 1.
2. Choose 3 rights and write or draw them on Activity Sheet 2: Children's Rights.
3. Choose which person you are going to tell and write their name on the sheet.
4. Tell your chosen person about children's rights.

Activity Sheet 2: Children's Rights

I am going to talk about:

Article


Article

Article

I am going to tell _____ about children's rights.

Activity 3: Sally Holland and her Super Powers

In this activity, you are going to learn about Sally Holland the Children's Commissioner for Wales.




Things you need:

Colouring pens or pencils

Sally Holland Super Powers Information Sheet

Activity Sheet 3: Sally Holland and her Super Powers



How to do it:

1. Read the Sally Holland Super Powers Information Sheet

2. Use the facts on the sheet to create your own Sally (remember to try and include her Super Powers)

3. Share your Superhero with the rest of your Pack/ Unit

Sally Holland and her Super Powers Information Sheet

Sally Holland is the Children's Commissioner for Wales.

Her job is to make sure that all children in Wales get the things they need to grow up happy, healthy and safe.



Sally has 5 Super Powers. She:



Listens to children and young people in Wales



Supports children and young people to learn about their rights



Gives advice to children who aren't getting their rights. Sally has a team of people who help children, if you need to talk to us you can call 0808 801 1000



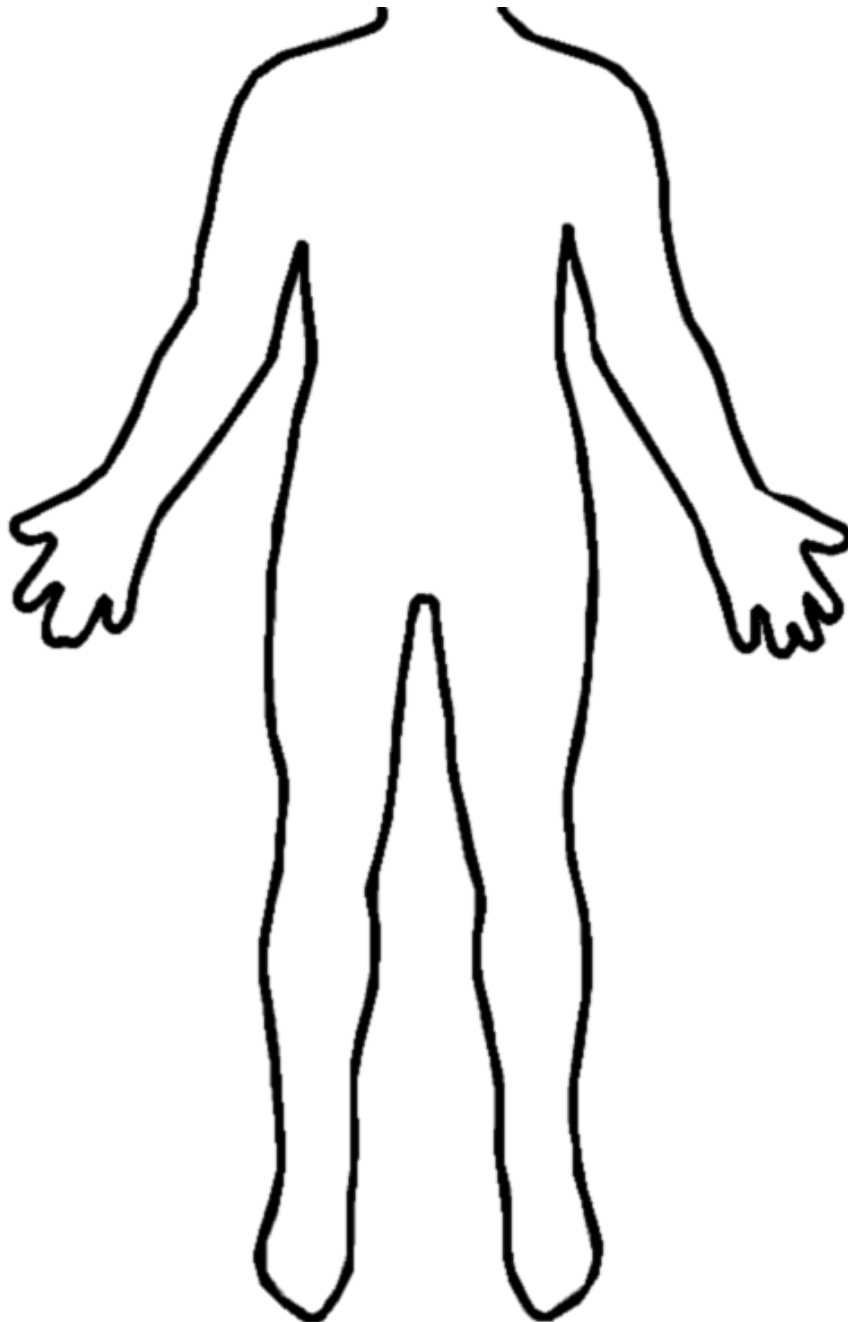
Makes sure the government respects children's rights



Speaks up for children and young people in Wales on important issues

Activity Sheet 3: Sally and her Super Powers


Turn Sally into a Super Hero and show how she can use her Super Powers to make sure all children in Wales have access to their rights.



Activity 4: Rights Kites

In this activity, you will be thinking about the rights you have learnt about in Activity 1, 2 and 3.

You should ask your pack/ unit leader to help you and the rest of your group run this activity together. If you are the only one working on this badge, you could also take time to teach your pack/ unit about rights.



Things you will need:

Sticks (bamboo sticks work best)


String and sellotape

Paper (A3 or bigger)

Pens/ Pencils

Scissors

Ribbon



How to do it:

1. Before you start, think about all of the children's rights you have learnt about in Activity 1, 2 and 3.
2. Choose one right that is important to you and draw or write it in the middle of your paper
3. You are now ready to make your kite. If you would like to see pictures to help you make your kite you might like to follow instructions from a website like this: <https://www.countryfile.com/how-to/how-to-make-a-kite/>
4. Have fun flying your kite!

Activity 5: My Rights Challenge Badge

Once you have completed Activity 1, 2, 3 and 4 fill in this sheet and give it to your pack leader, they will be able to check it for you before you get your badge.

1. Did you know about children's rights before this badge? (circle your answer)

YES

NO

DON'T KNOW

2. Write or draw one children's right you can remember.

3. What is the name of the Children's Commissioner for Wales?

4. Where can you find out more about children's rights?

5. Which activity was your favourite and why?